

# IN THE FOLDS

In collaboration with  
**Peppermint**  
MAGAZINE

## WRAP TOP SEWING PATTERN

FEEL FREE TO HACK THIS PATTERN, ADD TO THIS PATTERN, LOVE THIS PATTERN AND TO MAKE IT OVER & OVER BUT PLEASE REMEMBER THAT IT'S FOR PERSONAL USE ONLY.

HAPPY SEWING!

©Emily Hundt

### PATTERN SIZE KEY

- SIZE A
- SIZE B
- - - - - SIZE C
- SIZE D
- - - - - SIZE E
- SIZE F
- - - - - SIZE G
- SIZE H
- - - - - SIZE I
- SIZE J

We're super excited to bring you these patterns in partnership with the lovely people at The Fabric Store. With a passion for all things sewing, they stock an incredible range of fabrics - think quality linen, silk, cotton, muslin and even leather - at their Sydney, Melbourne, Brisbane and New Zealand stores, as well as a small selection online.

**The Fabric Store**

### PATTERN SYMBOL KEY

- ┆ NOTCH
- || DOUBLE NOTCH
- DRILL HOLE
- BUTTON HOLE
- CUTTING LINE
- STITCH LINE
- ↔ GRAINLINE
- ↑ PLACE PATTERN ON FOLD
- LENGTHEN / SHORTEN LINE

PLEASE NOTE: SEAM ALLOWANCES ARE INCLUDED AND ARE 1.25cm (1/2") UNLESS OTHERWISE STATED.

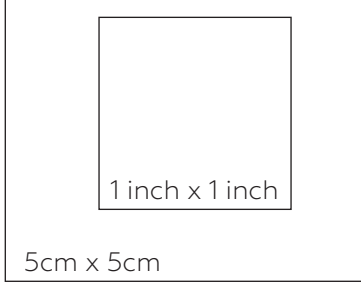
### SHARE YOUR MAKES



#peppermintwraptop

Tag us  
@inthefolds  
@peppermintmagazine

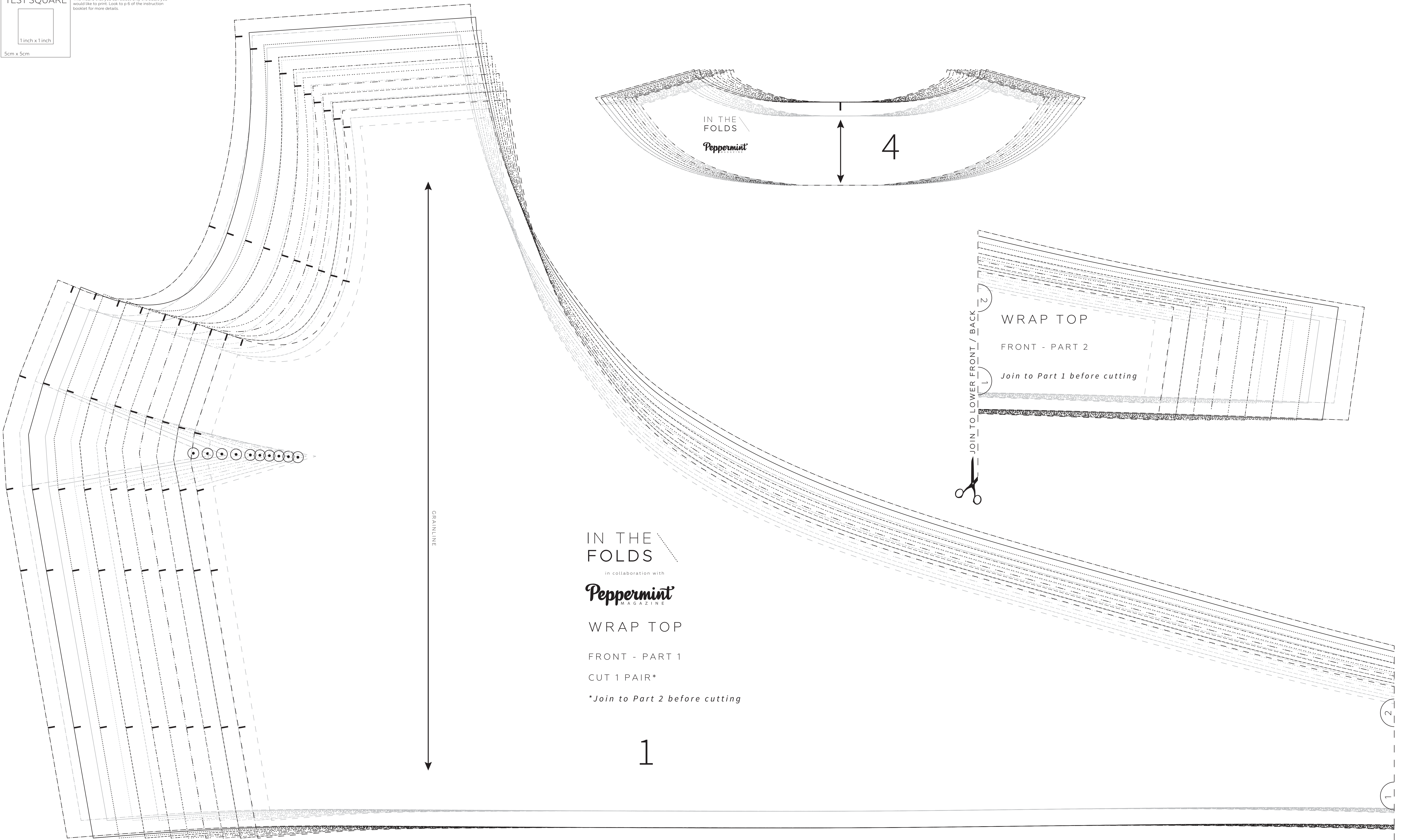
### TEST SQUARE



Did you know this sewing pattern has layers? This means that you can select only the sizes you would like to print. Look to p.6 of the instruction booklet for more details.

1 inch x 1 inch

5cm x 5cm



# IN THE FOLDS

In collaboration with  
**Peppermint**  
MAGAZINE


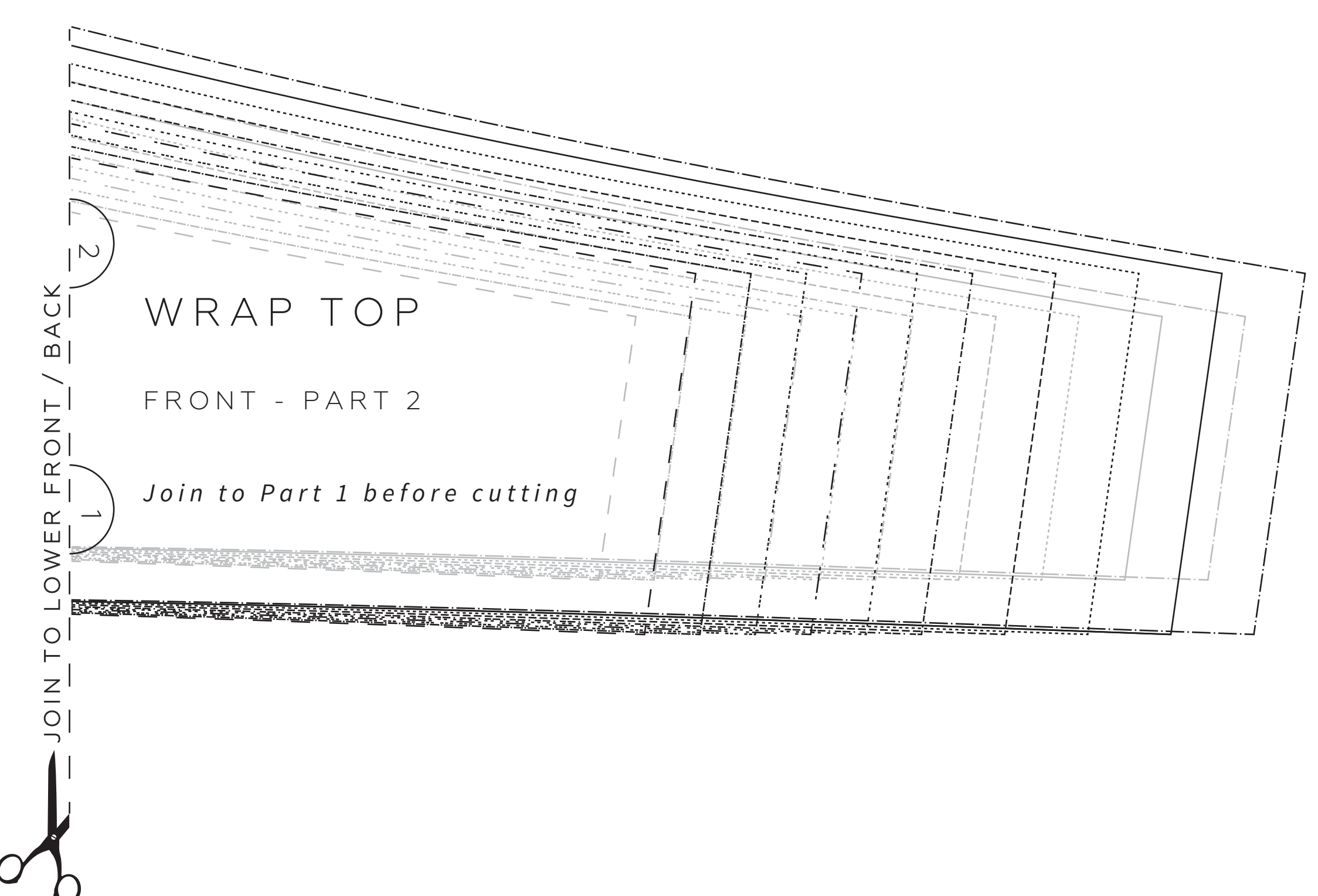
## WRAP TOP

FRONT - PART 1

CUT 1 PAIR\*

\*Join to Part 2 before cutting

1



COPY SHOP VERSION  
PRINT SIZE A0 (841mm x 1189mm)  
Page 1 of 2



BODY MEASUREMENTS										
	A	B	C	D	E	F	G	H	I	J
HIGH BUST	71cm 28"	76cm 29 1/2"	81cm 31 1/2"	86cm 33 1/2"	91cm 35 1/2"	96cm 37 1/2"	103.5cm 40 3/4"	111cm 43 1/4"	118.5cm 46 3/4"	126cm 49 1/2"
BUST	76cm 29 1/2"	81cm 31 1/2"	86cm 33 1/2"	91cm 35 1/2"	96cm 37 1/2"	103.5cm 40 3/4"	111cm 43 1/4"	118.5cm 46 3/4"	126cm 49 1/2"	133.5cm 52 1/2"
WAIST	61cm 24"	66cm 26"	71cm 28"	76cm 29 1/2"	81cm 31 1/2"	86cm 33 1/2"	93.5cm 36 3/4"	101cm 39 1/2"	108.5cm 42 1/4"	116cm 45 1/4"

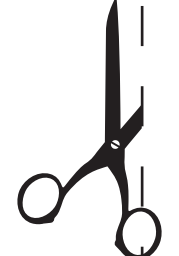
FINISHED GARMENT MEASUREMENTS										
	A	B	C	D	E	F	G	H	I	J
BUST	99cm 39"	104cm 41"	109cm 43"	114cm 44 1/2"	119cm 46 1/2"	124cm 47 1/2"	131.5cm 51 1/4"	139cm 54 3/4"	146.5cm 57 3/4"	154cm 60 1/4"
LENGTH*	51.5cm 20 1/4"	52.2cm 20 1/2"	52.8cm 20 3/4"	53.5cm 21"	54.1cm 21 1/4"	54.8cm 21 1/2"	55.7cm 21 7/8"	56.6cm 22 1/4"	57.5cm 22 3/4"	58.4cm 23"

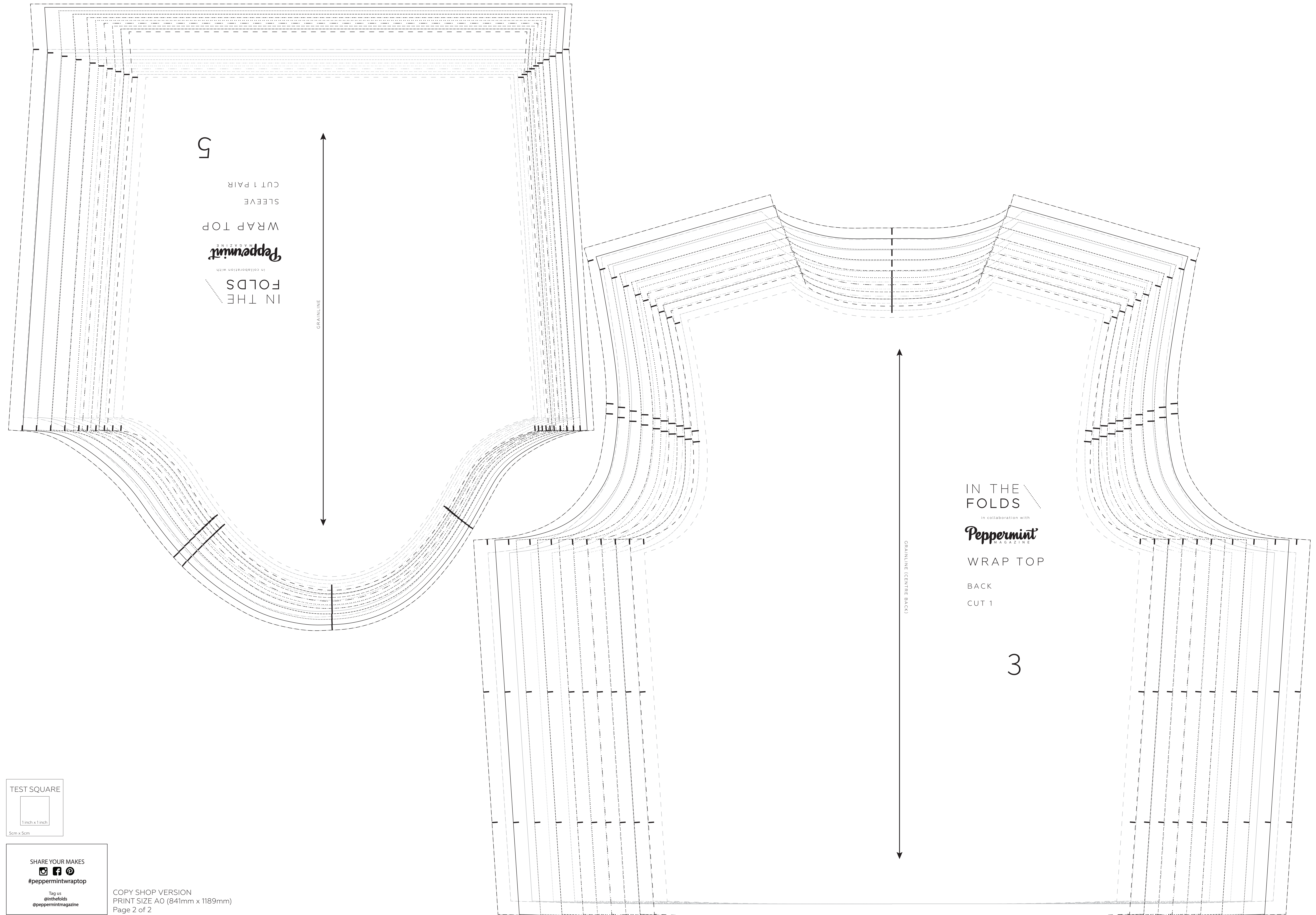
\* Centre back neck to hem

FABRIC REQUIREMENTS										
	A	B	C	D	E	F	G	H	I	J
115cm 45"	1.2m 1.2yds	1.7m 1.9yds	1.8m 2yds	1.8m 2yds	1.8m 2yds	1.8m 2yds	1.8m 2yds	1.8m 2yds	1.8m 2yds	1.8m 2yds
150cm 60"	1.3m 1.5yd	1.4m 1.6yd	1.4m 1.6yd	1.5m 1.7yds	1.5m 1.7yds	1.5m 1.7yds	1.6m 1.8yds	1.6m 1.8yds	1.7m 1.9yds	1.8m 2yds

Please note: due to the width of the pattern pieces, you will need to use 150cm (60in) wide fabric (or wider) for sizes G - J.

JOIN TO LOWER FRONT / BACK





5

IN THE FOLDS  
in collaboration with  
**Peppermint**  
MAGAZINE  
WRAP TOP  
SLEEVE  
CUT 1 PAIR

GRAINLINE

IN THE FOLDS  
in collaboration with  
**Peppermint**  
MAGAZINE  
WRAP TOP  
BACK  
CUT 1

GRAINLINE (CENTRE BACK)

3

TEST SQUARE



5cm x 5cm

SHARE YOUR MAKES



#peppermintwraoptop

Tag us  
@inthefolds  
@peppermintmagazine

COPY SHOP VERSION  
PRINT SIZE A0 (841mm x 1189mm)  
Page 2 of 2