

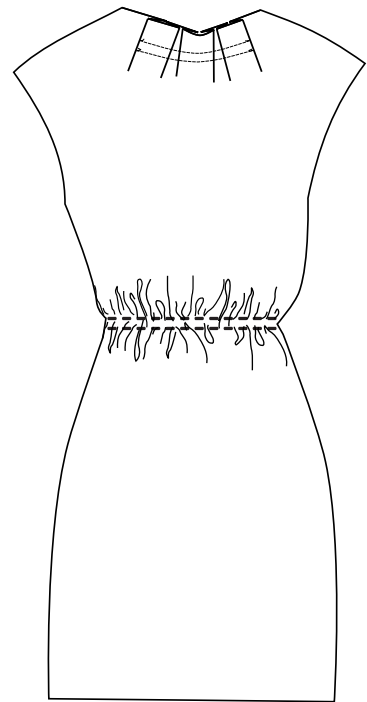
Style: SFW Lily

Suitable for softly draping fabrics.

Uses about 1.5m or so, or about 80cm if your fabric is really wide.

Fits a small to medium, but can be adjusted by cutting it a bit wider or narrower.

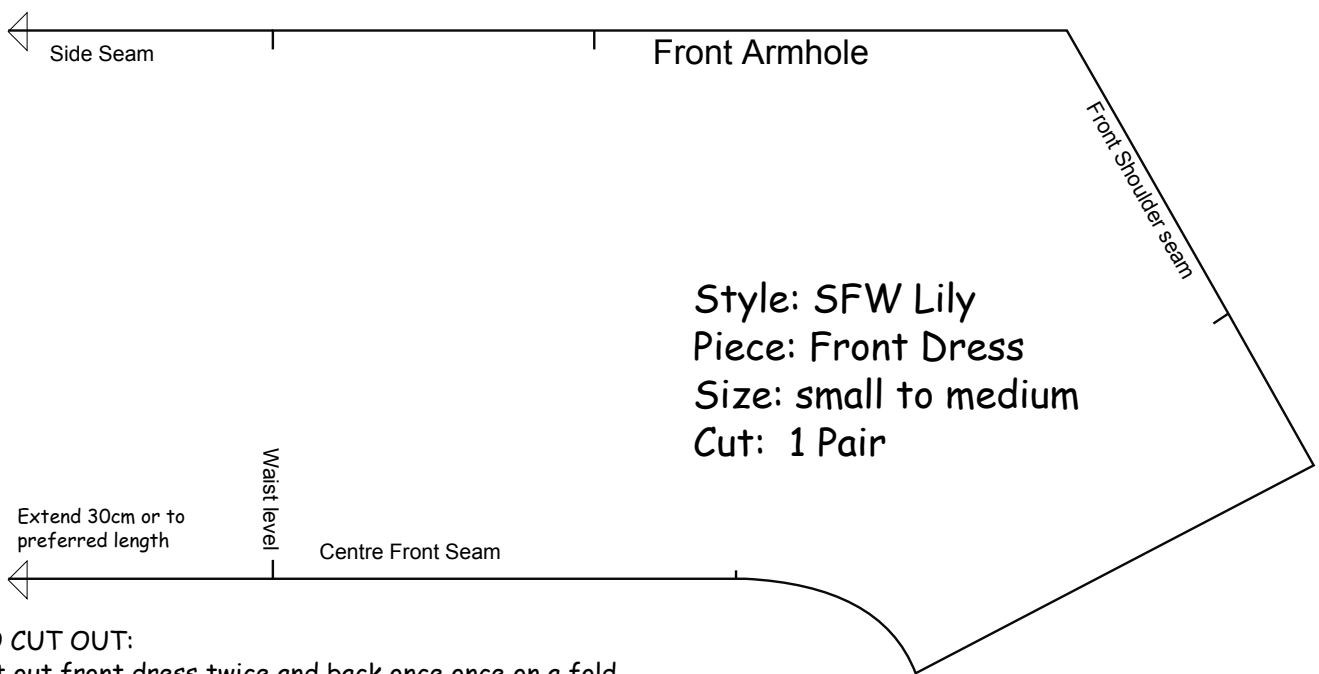
Just make sure it will end up about 10cm wider than your body measurement.



peppermint

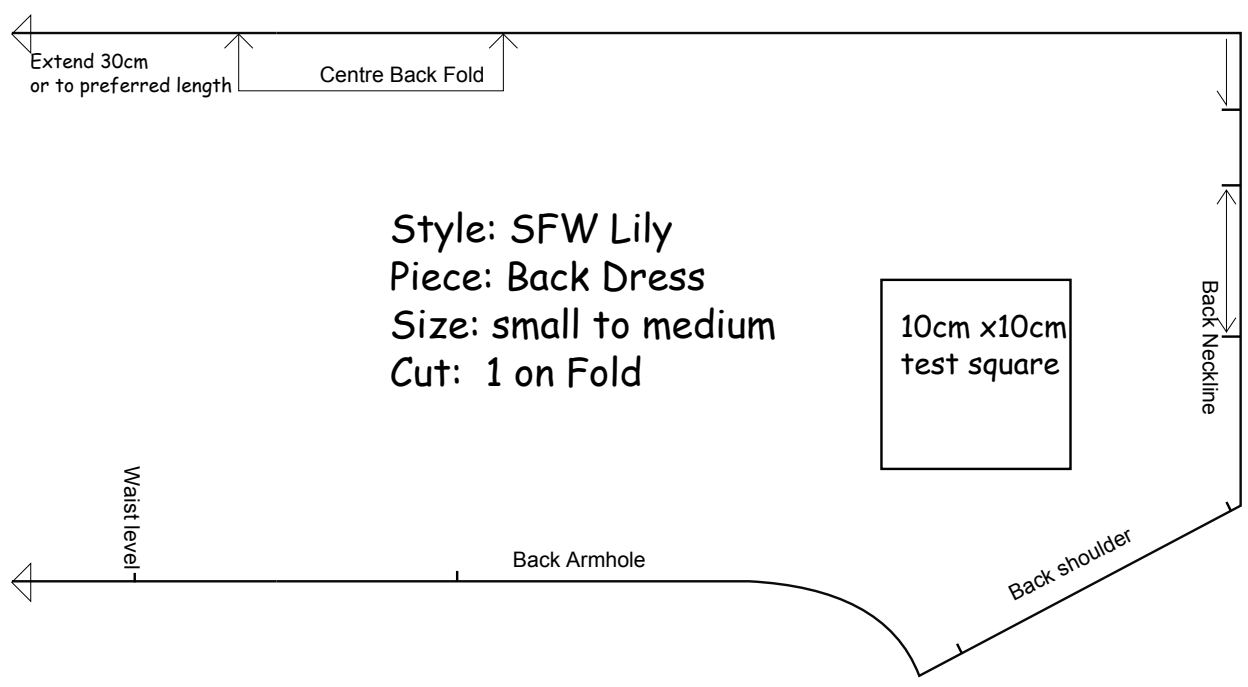


Pattern Courtesy of
Sewanista Fashion Workshops
www.sewanista.blogspot.com



Style: SFW Lily
 Piece: Front Dress
 Size: small to medium
 Cut: 1 Pair

TO CUT OUT:
 Cut out front dress twice and back once once on a fold.
 Mark all notches with a tiny snip into the seam allowance.
 These notches will indicate where to make edges meet,
 where to start and stop a line of stitching, and where
 to fold the fabric to sew the back neck pleats
 and the waist casing.



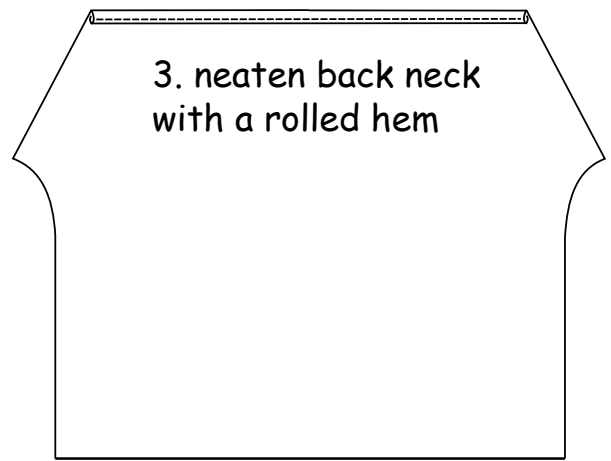
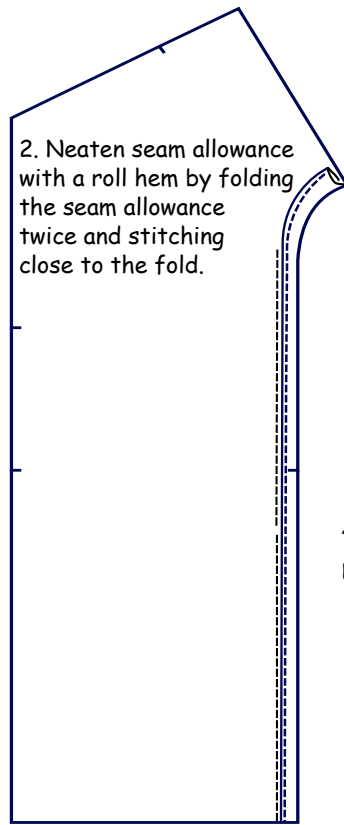
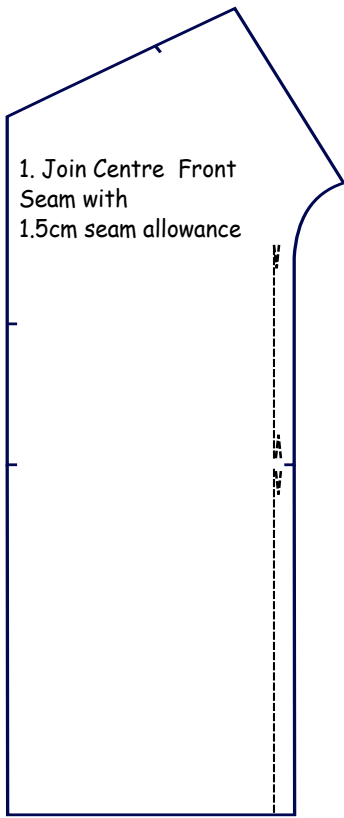
Style: SFW Lily
 Piece: Back Dress
 Size: small to medium
 Cut: 1 on Fold

Set the printer to landscape
 There is 1cm of overlapping allowed.
 The 10cm test square is included to
 double check your printing.
 The lines are heavy so you can print
 over previously used paper if your
 printer will allow it. I carefully save
 uncreased memoes for this purpose.
 And I print on the draft setting to save ink.

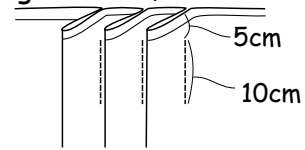
peppermint



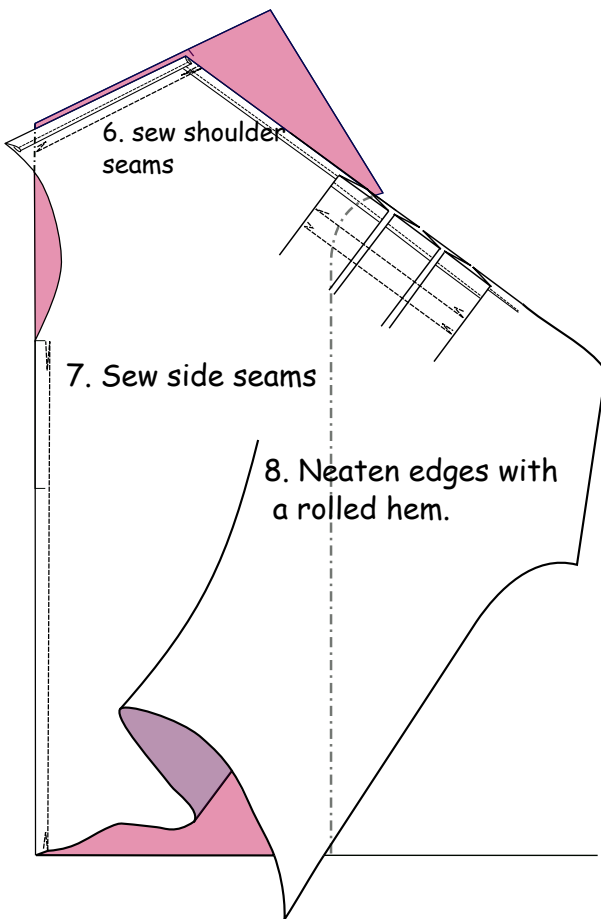
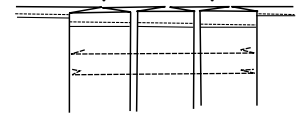
Pattern Courtesy of
 Sewanista Fashion Workshops
www.sewanista.blogspot.com



4. Fold pleats in back neck, matching notches, and stitch.

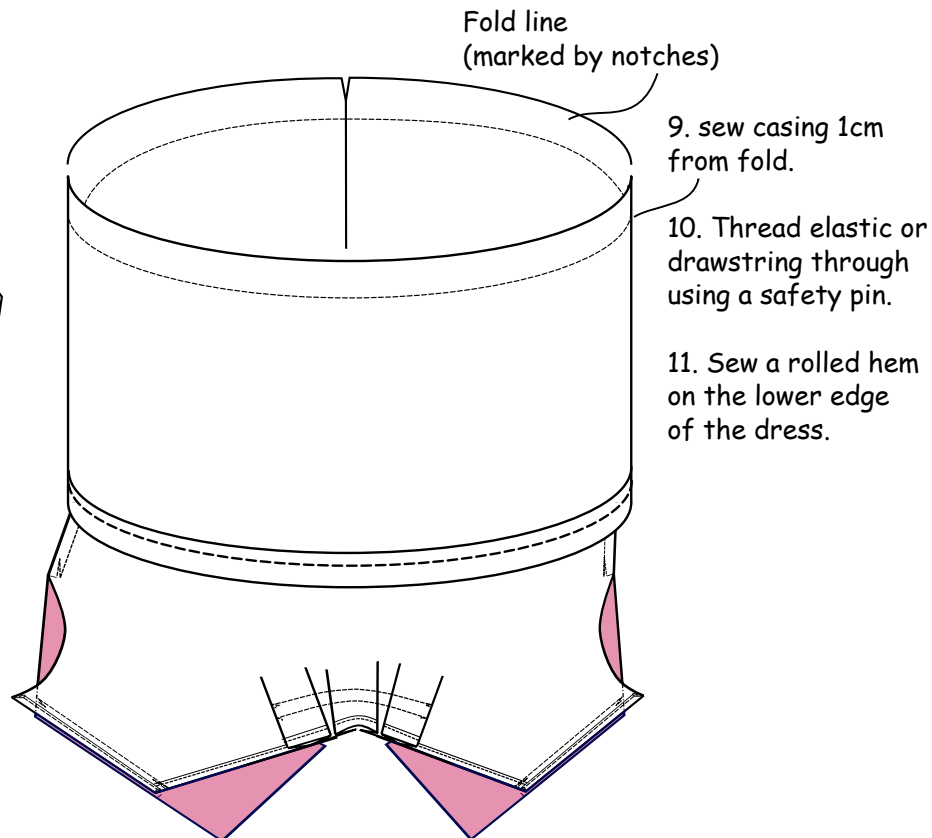


5. topstitch pleats flat



7. Sew side seams

8. Neaten edges with a rolled hem.



9. sew casing 1cm from fold.

10. Thread elastic or drawstring through using a safety pin.

11. Sew a rolled hem on the lower edge of the dress.

peppermint



Pattern Courtesy of
Sewanista Fashion Workshops
www.sewanista.blogspot.com

Notes: This is a freestyle dress, and you can sew it to suit yourself. The instructions are a general guide for assembling it, but there's a lot of leeway for both personal taste and sewing ability.

Take your time and sew as neatly as you can. Quality is an important aspect of sustainability - try to make something your grandkids would want to inherit. Having said that..... don't sweat the small stuff. No-one is going to notice the wobbly bits and the best camouflage for dodgy sewing is a scintillating personality.